





Department :State Universities and Colleges (SUCs)
 Agency/Entity :Nueva Ecija University of Science and Technology
 Operating Unit :< not applicable >
 Organization Code (UACS) :08 032 0000000
 Fund Cluster :05 - Internally Generated Funds
 (e.g. UACS Fund Cluster: 05-Internally Generated Funds and 06-Business Related Funds)

Particulars	UACS CODE	Approved Budget			Utilizations					Disbursements					Balances		
		Approved Budgeted Revenue	Adjustments (Reductions, Modifications/ Augmentations)	Adjusted Budgeted Revenue	1st Quarter Ending March 31	2nd Quarter Ending June 30	3rd Quarter Ending September 30	4th Quarter Ending December 31	Total	1st Quarter Ending March 31	2nd Quarter Ending June 30	3rd Quarter Ending September 30	4th Quarter Ending December 31	Total	Unutilized Budget	Unpaid Obligations (10-15)=(17+18)	
																Due and Demandable	Not Yet Due and Demandable
1	2	3	4	5=[(3+(-)4)]	6	7	8	9	10=(6+7+8+9)	11	12	13	14	15=(11+12+13+14)	16=(5-10)	17	18
Sub-Total, Operations		94,618,375.00	511,039,221.00	605,657,596.00	54,738,932.00	0.00	0.00	0.00	54,738,932.00	39,715,809.00	0.00	0.00	0.00	39,715,809.00	550,918,664.00	11,282,575.00	3,740,548.00
PS		16,735,000.00	84,272,405.00	101,007,405.00	17,726,511.00	0.00	0.00	0.00	17,726,511.00	14,862,377.00	0.00	0.00	0.00	14,862,377.00	83,280,894.00	2,864,134.00	0.00
MOOE		23,297,658.00	181,096,060.00	204,393,718.00	25,682,399.00	0.00	0.00	0.00	25,682,399.00	18,784,349.00	0.00	0.00	0.00	18,784,349.00	178,711,319.00	5,862,042.00	1,036,008.00
FinEx (if Applicable)		0.00	0.00	0.00	0.00	0.00	0.00	0.00	0.00	0.00	0.00	0.00	0.00	0.00	0.00	0.00	0.00
CO		54,585,717.00	245,670,756.00	300,256,473.00	11,330,022.00	0.00	0.00	0.00	11,330,022.00	6,069,083.00	0.00	0.00	0.00	6,069,083.00	288,926,451.00	2,556,399.00	2,704,540.00
GRAND TOTAL		145,987,811.00	672,016,946.00	818,004,757.00	119,126,110.00	0.00	0.00	0.00	119,126,110.00	92,725,647.00	0.00	0.00	0.00	92,725,647.00	698,878,647.00	23,580,238.00	2,820,225.00
PS		20,640,000.00	109,044,308.00	129,684,308.00	19,048,923.00	0.00	0.00	0.00	19,048,923.00	16,172,102.00	0.00	0.00	0.00	16,172,102.00	110,635,385.00	2,876,821.00	0.00
MOOE		53,508,007.00	253,973,167.00	307,481,174.00	68,264,237.00	0.00	0.00	0.00	68,264,237.00	53,404,331.00	0.00	0.00	0.00	53,404,331.00	239,216,937.00	14,744,221.00	115,685.00
FinEx (if Applicable)		0.00	0.00	0.00	0.00	0.00	0.00	0.00	0.00	0.00	0.00	0.00	0.00	0.00	0.00	0.00	0.00
CO		71,839,804.00	308,999,471.00	380,839,275.00	31,812,950.00	0.00	0.00	0.00	31,812,950.00	23,149,214.00	0.00	0.00	0.00	23,149,214.00	349,026,325.00	5,959,196.00	2,704,540.00

Certified Correct:

 MARY ROSE M. SANTOS
 BUDGET OFFICER
 Date: April 23, 2026 11:29 AM

Certified Correct:

 SHERYL G. CATOLICO
 ACCOUNTANT
 Date: April 23, 2026 11:29 AM

Recommending Approval By:

 EDUARDO R. GUILLASPER, JR.
 DIRECTOR - FMS
 Date: April 23, 2026 11:33 AM

Approved By:

 RODORA R. JUG
 AGENCY HEAD
 Date: April 23, 2026 11:34 AM